



PARKY<sup>NS</sup>

# SOLUTIONS FOR CAR PARK MANAGEMENT

FUNCTIONALITY, MODULARITY AND PROFESSIONALITY

Entrance and Exit Stations

Barrier

Automatic cash machine

Attended pay desk



---

EVERY DAY, FOR MORE THAN 25 YEARS,  
WE AT BFT HAVE BEEN MAKING LIFE  
FOR MILLIONS OF PEOPLE MORE COMFORTABLE AND MORE SECURE  
IN MORE THAN ONE HUNDRED COUNTRIES WORLDWIDE.



# BFT. SMART AUTOMATION FOR MODERN LIVING

The quality of living grows every day thanks to innovative products which meet the increasing demands for simplicity, convenience and security. BFT interprets these needs intelligently, studying and building a wide range of technologically advanced and flexible products, capable of meeting any automation need in homes and buildings: gates, garages, shutters and doors.

# ENTRANCE AND EXIT STATIONS

BFT CAR PARK MANAGEMENT SYSTEM

4



## PARKY<sup>NS</sup> ET C

**P907041 00001**

The PARKY<sup>NS</sup> ET C posts control the entrance point completely, autonomously and safely thanks to the integrated management of magnetic loops and barrier.

The posts are provided with:

- side opening which allows convenient inspection without obstructing the lane, and optional wall mounting;
- body in sheet steel with protective cathodolysis treatment and polyester paint.

The posts are also supplied with:

- front panel having a piezoelectric ticket delivery button, positioned 110 cm from the ground for comfortable operation, and a corresponding ticket collection slot;
- ticket issuing unit fed by a continuous form, with a capacity of about 2700 tickets (170 g/sqm);
- high-resolution thermographic printer used to codify the date, time in hours and minutes, issuing unit and progressive number on the ticket; optional ticket customisation including the manager's logo and any information or advertisement;
- removable control unit to make wiring easier
- electronic management board with double-channel vehicle detector;
- optical sensor indicating that ticket paper is about to run out.
- provision for 60W heater (optional extra)

Power supply voltage 230V/ 50Hz.

Maximum absorbed power 100 Watts.



## PARKY<sup>NS</sup> ET C PLUS

**P970041 00002**

The PLUS version of the post, besides the features listed above, includes an **integrated intercom point** with a call button for the attended pay desk, a **proximity card reader** for season-ticket holders, a **display** for useful information (for example: residues of scale-down season tickets or other messages) and a **voice synthesiser** for help messages.



## PARK<sup>NS</sup> COIN

**P970035 00002**

The PARKY<sup>NS</sup> COIN posts control the exit point completely, autonomously and safely thanks to the integrated management of magnetic loops and barrier.

The posts are provided with:

- side opening which allows convenient inspection without obstructing the lane, and optional wall mounting;
- body in sheet steel with protective cathodolysis treatment and polyester paint.

The posts are also supplied with:

- front panel having a validation device for dimensional and magnetic check of the means of payment, consisting of one BFT customised coin, positioned 110 cm from the ground for comfortable operation;
- electronic management board with a double-channel vehicle detector.

Power supply voltage 230V/ 50Hz.

Maximum absorbed power 100 Watts.



## PARKY<sup>NS</sup> COIN PLUS

**P970039 00002**

The PLUS version of the post, besides the features listed above, includes an **integrated intercom point** with a call button for the attended pay desk, a **proximity card reader** for season-ticket holders, a **display** for useful information (for example: residues of scale-down season tickets or other messages) and a **voice synthesiser** for help messages.

# ENTRANCE AND EXIT STATIONS

BFT CAR PARK MANAGEMENT SYSTEM

6



## PARKY<sup>NS</sup> SCANNER

**P970035 00003**

The PARKY<sup>NS</sup> SCANNER post controls the exit point completely, autonomously and safely thanks to the integrated management of magnetic loops and barrier.

The post is provided with:

- side opening which allows convenient inspection without obstructing the lane, and optional wall mounting;
- body in sheet steel with protective cathodolysis treatment and polyester paint.

The post is also supplied with:

- front panel having a multidirectional scanner for reading the ticket collected at the entrance, positioned 110 cm. from the ground for comfortable operation; the ticket is validated without contact by holding it up to the machine, any way round;
- integrated intercom point;
- proximity reader for season tickets;
- graphic display for information;
- voice synthesiser for help messages.

Power supply voltage 230V/ 50Hz.

Maximum absorbed power 100 Watts.



## PARKY<sup>NS</sup> ATTENDED PAY DESK

**R950006**

A station which allows all the parking system hardware and software parameters to be configured. Moreover PARKY<sup>NS</sup> ATTENDED PAY DESK enables all payment operations, as well as the issue or renewal of season tickets on transponder cards which are scaled-down according to time, money or points.

The system can also display the alarms coming from peripheral stations and a summary of daily and periodical operations.

The system is made up of:

- latest-generation personal computer with a keyboard and a screen;
- laser barcode reading unit;
- printer for payment receipts;
- courtesy display which shows the user the amount to be paid.

Moreover, the following can be requested:

- management of several cashiers;
- report with statistical graphs;
- remote-control assistance (optional).

The station can be equipped with an intercom unit connected to the entrance/ exit stations for customer assistance.



## PARKY<sup>NS</sup> AUTOMATIC CASH MACHINE

**P970040 00001**

PARKY<sup>NS</sup> AUTOMATIC CASH MACHINE allows full automation of the payment operations for occasional parking tickets. It coordinates the operation of peripheral stations to which it is connected by means of the data network.

The fee calculation procedure is simply started by displaying the ticket at a distance with no particular orientation, and is guided and supported by recorded messages in the language chosen out of the 5 available.

The payment can be made using coins and/or banknotes, the cash machine will give any change owed and the payment receipt.

The cash machine consists of a painted steel cabinet with safety locks.

The front panel features:

- ticket reading optical scanner;
- 1/4 VGA graphic colour screen;
- acceptance slot for coins in 5 denominations;
- acceptance slot for banknotes (4 denominations read on 4 sides);
- payment receipt slot;
- small change compartment.
- voice synthesis for support messages;
- Door Open warning for both top and bottom door.

Power supply voltage 230V/ 50Hz.

Maximum absorbed power 500 Watts.

# AUTOMATIC CASH MACHINE AND BARRIER

BFT CAR PARK MANAGEMENT SYSTEM

8



## UNO MULTIFUNCTION STATION

**P970037**

An original appliance for full and integrated management of two access points positioned side by side.

The coin issuing, coin collecting, and payment functions are integrated.

It manages two typical categories of users - occasional users and season-ticket holders.

The originality of this appliance also derives from the fact that coins can be re-used, therefore eliminating the need for recharging.

It keeps count of the spaces taken in the car park and controls a count-related traffic-light system.

It automatically calculates the parking cost based on the preset rate table and also differentiated according to holidays, time bands and categories.

It minimises the need for wiring, making it actually possible for seasonal installations to be disassembled and stored.

- Receipt printer
- Payment and change given in coins
- Money computation
- Event history file
- Voice synthesiser



## BARRIER

**P940030 00002**

Electromechanical barrier suitable for car parks. Boom length up to 3m. Provided with quick key-operated release.

Electronic motor control.

High-speed version: 1.5 seconds (PLUS slow-down function over the last 10 degrees).

Encoder for immediate detection of any change in boom movement caused by an obstacle. Reduction in squashing force related to time.



## MAGNETIC LOOP

**D110945**

- Pre-wired
- Measuring 75 x 170
- 6-metre terminal



# AUXILIARY PRODUCTS

BFT CAR PARK MANAGEMENT SYSTEM



### P111393 - INTERCOM SWITCHBOARD

Hands-free intercom switchboard for 10 external stations, provided with a central console.

- Half-duplex functionality
- Sturdy functional console
- Excellent acoustic performance



### P111394 - READER FOR SEASON TICKETS

RF reader for season-ticket proximity cards. Centralised by means of the RS485 device.

12V dc low-voltage power supply.  
Low-power contact for barrier opening control.



### P111395 - INDICATION PANEL

Sign indicating the parking status as "free/full" with one-sided traffic lights.

Approximate dimensions:  
900x1200x370mm (L x H x D)



### P800030 VARIABLE MESSAGE BOARD

Indicator sign showing car park status with special area for variable FREE/FULL/999 SPACES LED message  
Dimensions: 1120 x 850 x 370 (H X W X D)



### D113708 - PARKING CAPACITY KIT

Electronic board for counting the vehicles in the car park.

It can manage up to 10 logic inputs from a clean contact and control up to 4 traffic-lights or indication panels.




### P800028- 60W HEATER

60W heater for PARKY<sup>NS</sup> stations



### P800029 - TTP 243 PLUS STAND ALONE PRINTER

Printer with 2MB internal memory. Enables receipts to be printed in the manned pay station. In Standalone mode, it can be used to handle printing of valid exit tickets (free ticket or discount ticket).

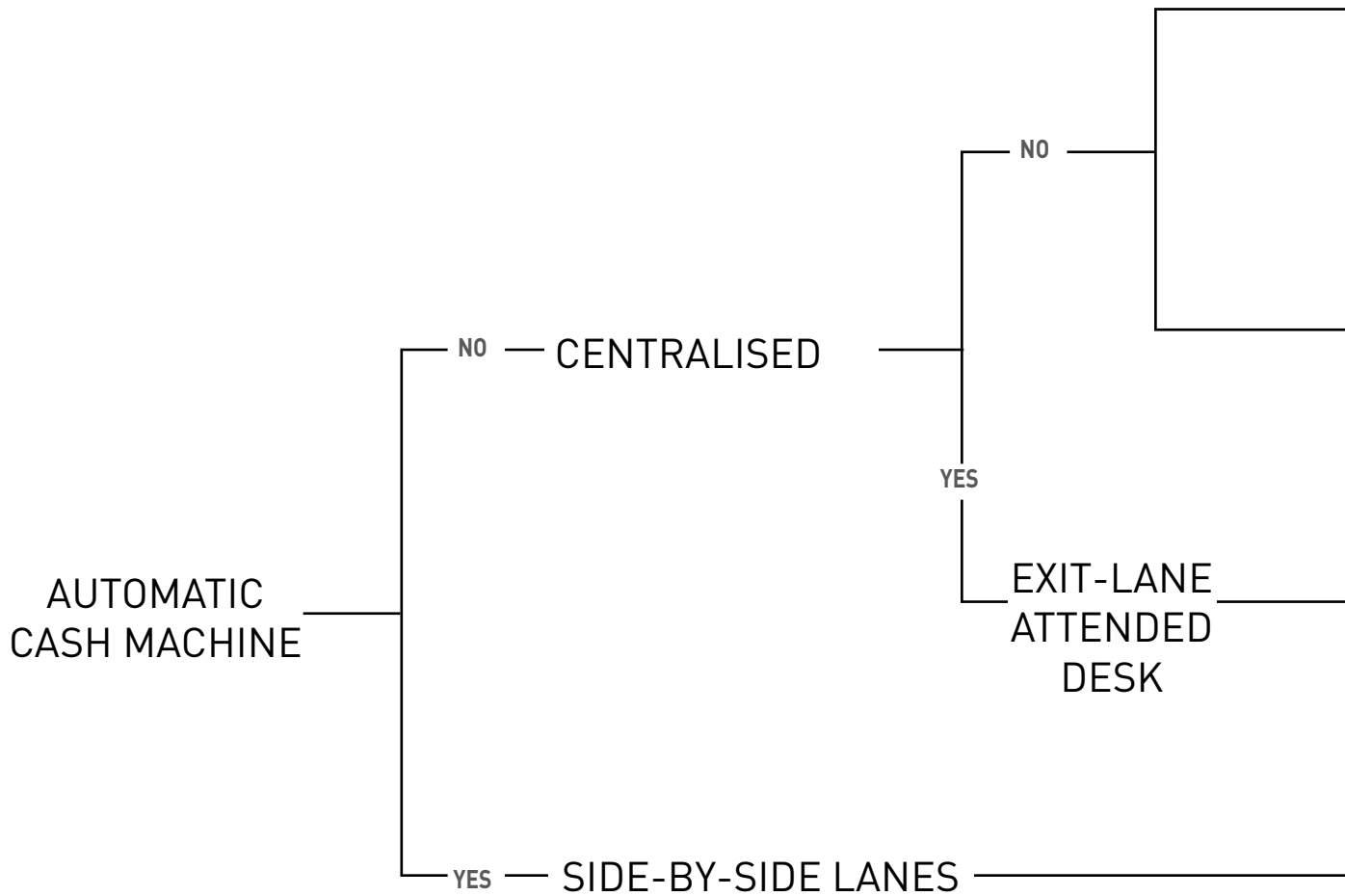


### P800022 - ALARM DISPLAY KIT

The alarm display SW Kit includes a CD to be installed on a PC (not supplied) for the display of alarms (paper run out, barrier open etc.) and the management of season-ticket holders by means of transponder cards. This software has been conceived for simple parking systems which use PARKY<sup>NS</sup> COIN as the exit post, and cater for season-ticket holders as well as occasional users. The alarm centralisation function optimises the manager's work.

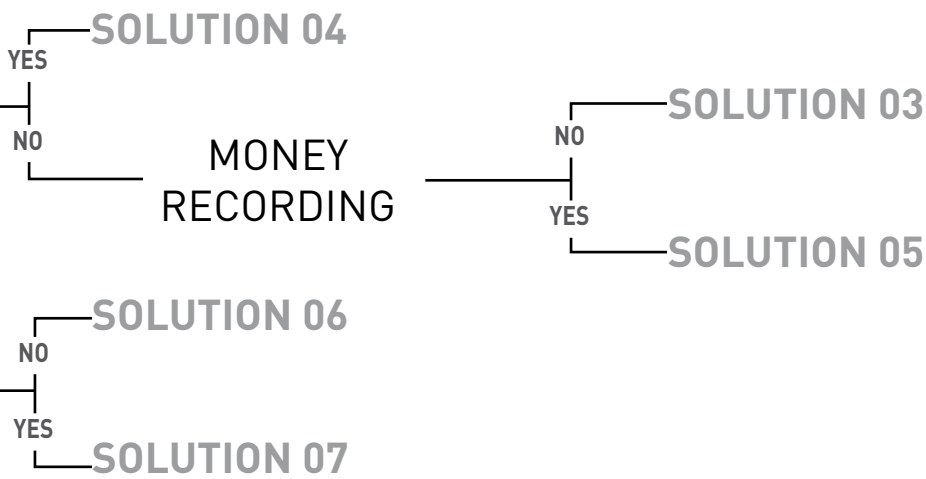
## VERSIONS

- 01 STAND-ALONE SYSTEM WITH DECENTRALISED ATTENDED PAY DESK (COIN) PAGE. 12
- 02 STAND-ALONE SYSTEM WITH DECENTRALISED ATTENDED PAY DESK (TICKET) PAGE. 14
- 03 CENTRALISED SYSTEM WITH DECENTRALISED ATTENDED PAY DESK PAGE. 16
- 04 CENTRALISED SYSTEM WITH EXIT-LANE ATTENDED PAY DESK PAGE. 18
- 05 CENTRALISED SYSTEM WITH DECENTRALISED ATTENDED PAY DESK PAGE. 20
- 06 CENTRALISED SYSTEM AND AUTOMATIC CASH MACHINE PAGE. 22
- 07 UNO MULTIFUNCTION STAND-ALONE SYSTEM PAGE. 24



COIN SOLUTION 01

TICKET SOLUTION 02



**TYPE**

Ideal for shopping centres and supermarkets.

**OPERATION****Entrance:**

→ on arriving, the user checks the traffic-light sign (if present) to find out if there is any parking space available; then presses the entrance post button at the barrier, collects the ticket and enters the car park.

**Payment:**

→ a shopping centre customer receives a coin from the cashier, which can be used at the exit. Any other user settles the payment at a dedicated desk, and receives a coin for the exit.

**Exit:**

→ The user inserts the coin in the PARKY<sup>NS</sup> COIN post and leaves.

CODE	COMPONENT	QUANTITY
<b>MINIMUM CONFIGURATION</b>		
P970041 00001	PARKY <sup>NS</sup> ET C Entrance Station (detector included)	1
P970035 00002	PARKY <sup>NS</sup> COIN Exit Station (detector included)	1
D730997	Foundation plate for PARKY <sup>NS</sup> stations	2
D110945	6m terminal magnetic loop	4
P940030 00002	Barrier	2
N728020	3m one-piece boom	2
D730251	Anchoring base	2
P120003 00001	Rubber contour for boom	2
<b>OPTIONS</b>		
D113708	Parking Capacity Kit	1
P111395	Indication Panel	1
Other barrier accessories are available on request		

**LAYOUT**

The system requires no data network.

Very simple installation.

Only 220V ac power supply indispensable.

**LEGEND**

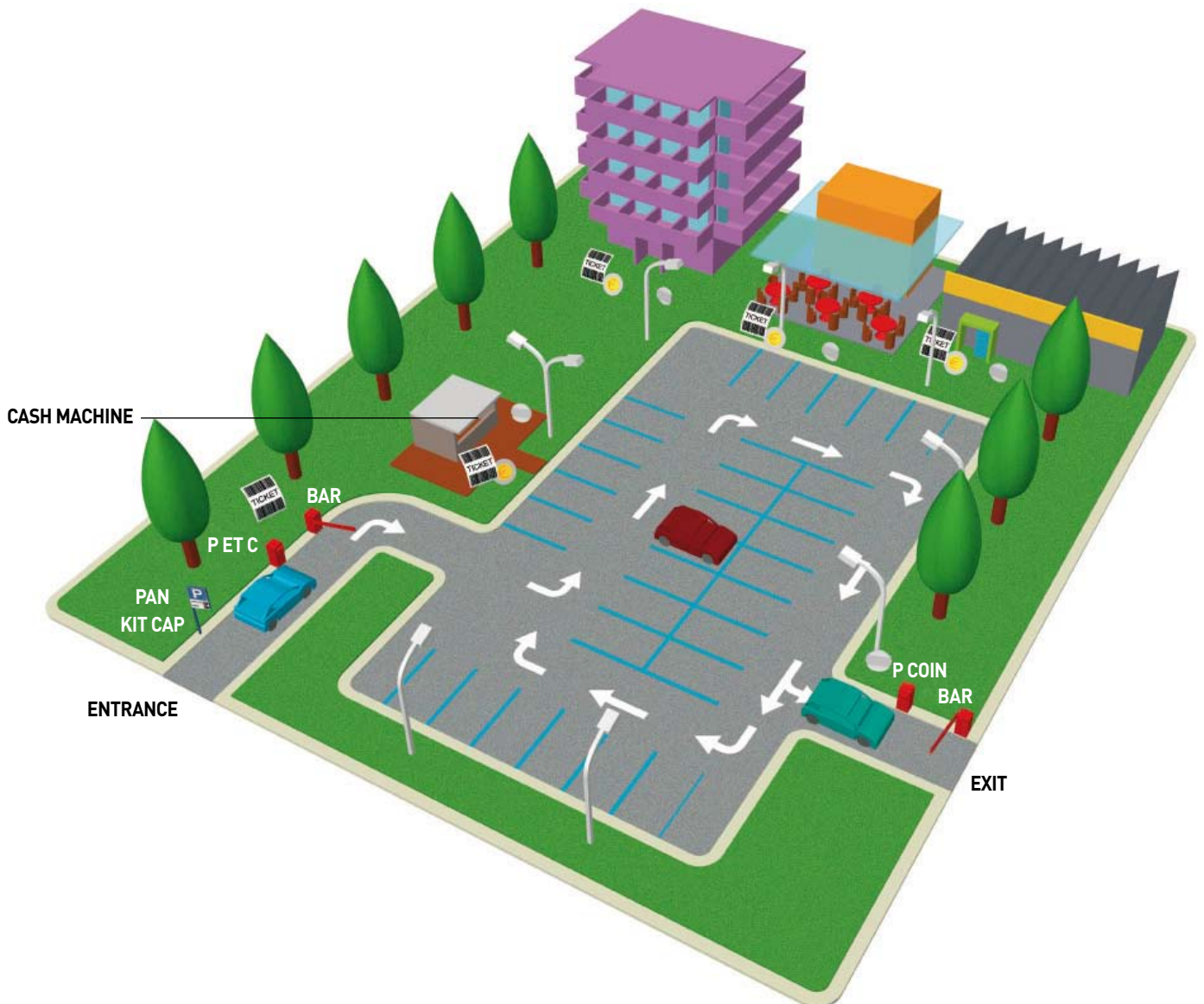
**P ET C** PARKY<sup>NS</sup> ET C Entrance Station (detector included)

**P COIN** PARKY<sup>NS</sup> COIN Exit Station (detector included)

**BAR** Barrier

**PAN** Indication Panel

**KIT CAP** Parking Capacity Kit



**TYPE**

Ideal for shopping centres and supermarkets.

**OPERATION****Entrance:**

→ on arriving, the user checks the traffic-light sign (if present) to find out if there is any parking space available; then presses the entrance post button at the barrier, collects the ticket and enters the car park.

**Payment:**

→ a shopping centre customer receives a coin from the cashier, which can be used at the exit. Any other user settles the payment at a dedicated desk, and receives a coin for the exit.

**Exit:**

→ the casual customer holds the endorsed ticket up to the optical reader on the PARKY<sup>NS</sup> SCANNER exit station and exits;

CODE	COMPONENT	QUANTITY
<b>MINIMUM CONFIGURATION</b>		
P970041 00001	PARKY <sup>NS</sup> ET C Entrance Station(detector included)	1
P970035 00003	PARKY <sup>NS</sup> SCANNER Exit Station(detector included)	1
D730997	Foundation plate for PARKY <sup>NS</sup> stations	2
P800029	TTP 243 PLUS STAND ALONE printer	1
D110945	6m terminal magnetic loop	4
P940030 00002	Barrier	2
N728020	3m one-piece boom	2
D730251	Anchoring base	2
P120003 00001	Rubber contour for boom	2
<b>OPTIONS</b>		
D113708	Parking Capacity Kit	1
P111395	Indication Panel	1
Other barrier accessories are available on request		

**LAYOUT**

The system requires no data network.

Very simple installation.

Only 220V ac power supply indispensable.

**LEGEND**

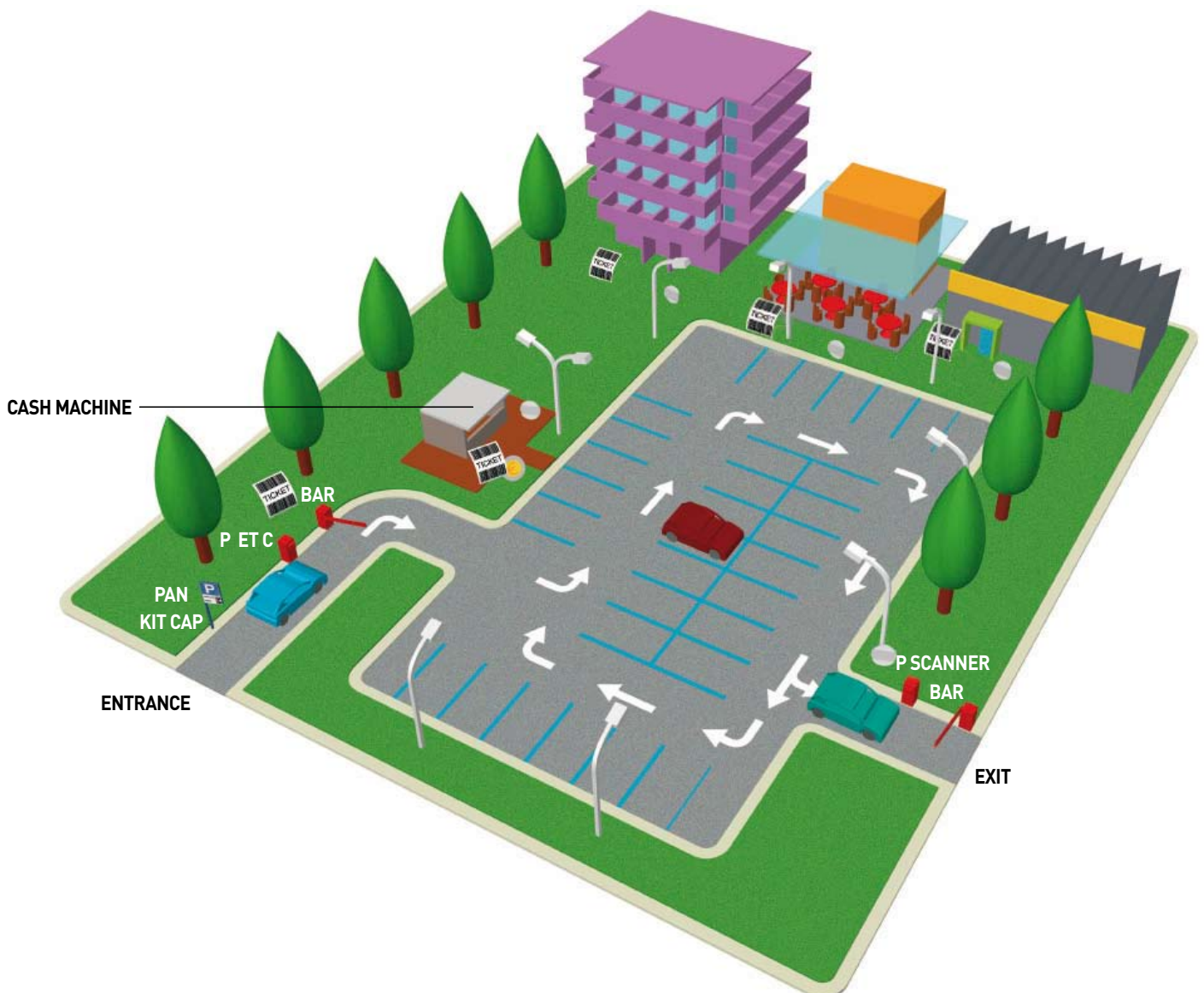
**P ETC** PARKY<sup>NS</sup> ETC Entrance Station (detector included)

**P SCANNER** PARKY<sup>NS</sup> SCANNER Exit Station (detector included)

**BAR** Barrier

**PAN** Indication Panel

**KIT CAP** Parking Capacity Kit



**TYPE**

Ideal for shopping centres and supermarkets.

**OPERATION****Entrance:**

→ on arriving, the occasional user checks the traffic-light sign (if present) to find out if there is any parking space available; then presses the entrance post button, collects the ticket and enters the car park;

→ the season ticket holder enters by holding the transponder card up to the proximity reader.

**Payment:**

→ the user hands in the ticket at the pay desk, the operator calculates the cost manually and exchanges the ticket with a coin.

**Exit:**

→ the occasional user inserts the coin in the exit post and leaves;

→ the season-ticket user leaves by holding the transponder card close to the proximity reader.

CODE	COMPONENT	QUANTITY
<b>CONFIGURAZIONE MINIMA</b>		
P970041 00002	PARKY <sup>NS</sup> ET C PLUS Entrance Station (detector included)	1
P970039 00002	PARKY <sup>NS</sup> COIN PLUS Exit Station (detector included)	1
D730997	Foundation plate for PARKY <sup>NS</sup> stations	2
P800022	Alarm display kit	1
D110945	6m terminal magnetic loop	4
P940030 00002	Barrier	2
N728020	3m one-piece boom	2
D730251	Anchoring base	2
P120003 00001	Rubber contour for boom	2
<b>OPTIONS</b>		
P111395	Indication Panel	1
Other barrier accessories are available on request		

**ALTERNATIVE SETUP**

To control maximum lag time once the parking fee is paid, the system must be set up with a PARKY<sup>NS</sup> SCANNER exit station, instead of the PARKY<sup>NS</sup> COIN PLUS station, and a TTP 243 PLUS STANDALONE PRINTER for issuing the valid exit ticket in the manned pay station.



**LAYOUT**

Only 220V ac power supply indispensable.

**LEGEND**

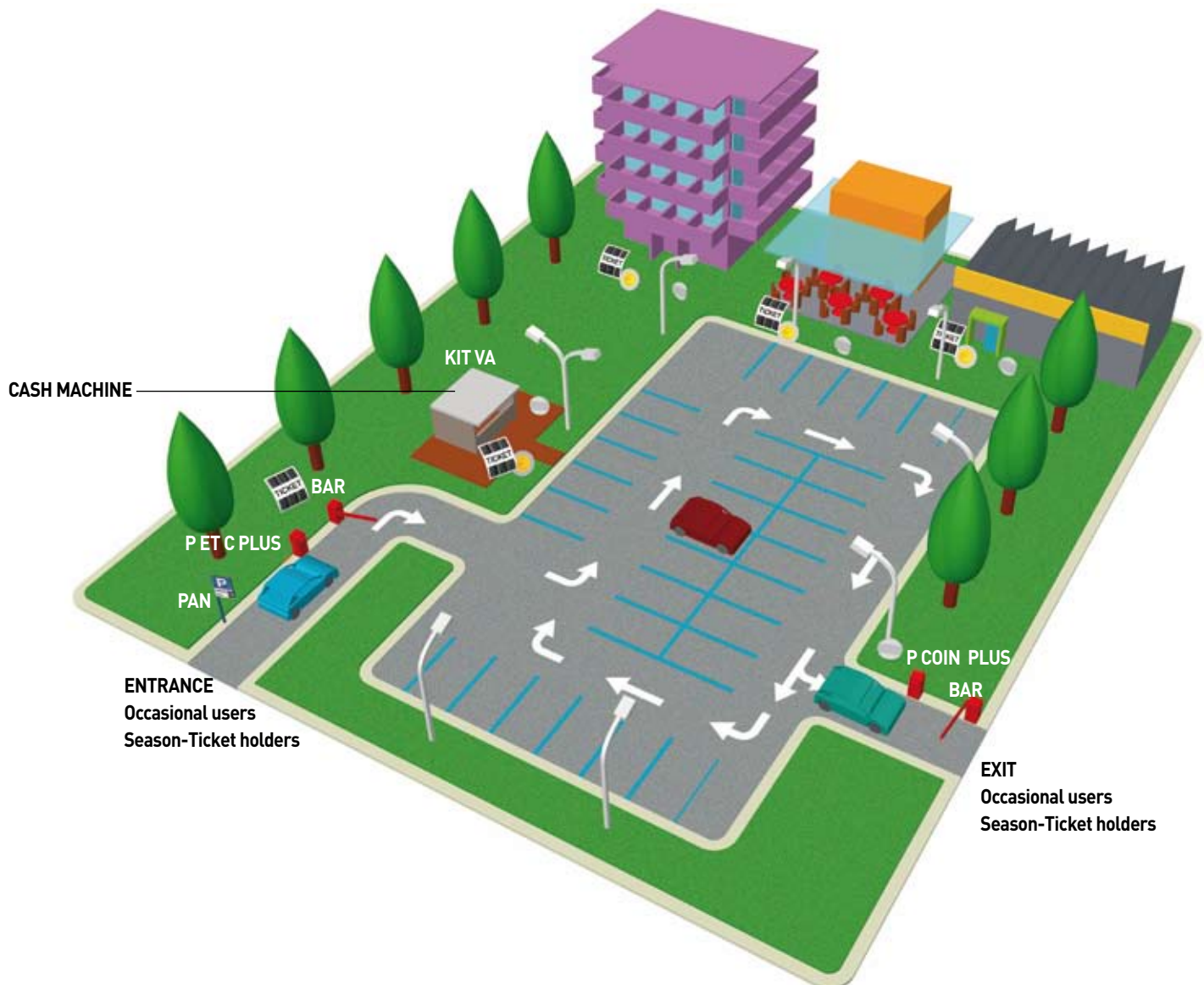
**P ET C PLUS** PARKY<sup>NS</sup> ET C PLUS Entrance Station (detector included)

**P COIN PLUS** PARKY<sup>NS</sup> COIN PLUS Exit Station (detector included)

**BAR** Barrier

**PAN** Indication Panel

**KIT VA** Alarm display kit



**TYPE**

Suitable for small areas where the exit point is attended by the manager who takes the payment.

**OPERATION****Entrance:**

- on arriving, the occasional user presses the entrance post button, collects the ticket and enters the car park;
- the season-ticket user enters by holding the transponder card close to the proximity reader.

**Payment and Exit:**

- the user hands in the ticket at the attended pay desk found at the exit point, the charge is calculated and the operator enables the exit point;
- the season-ticket user displays the card at the pay desk or in front of the transponder reader at the exit point (optional).

CODE	COMPONENT	QUANTITY
<b>MINIMUM CONFIGURATION</b>		
P970041 00002	PARKY <sup>NS</sup> ET C PLUS Entrance Station (detector included)	1
D730997	Foundation plate for PARKY <sup>NS</sup> stations	1
R950006	PARKY <sup>NS</sup> ATTENDED PAY DESK (including: PC – Courtesy display – Software CD – Laser – Stampante Scanner – Receipt Printer – RS485 Converter)	1
P111394	Reader for season tickets	1
D110945	6m terminal magnetic loop	3
P940030 00002	Barrier	2
N728020	3m one-piece boom	2
D730251	Anchoring base	2
P120003 00001	Rubber contour for boom	2
<b>OPTIONS</b>		
P111395	Indication Panel	1
Other barrier accessories are available on request		

## LAYOUT

The entrance stations are connected to the pay desk by means of just one CAT5 cable.

### → Display of appliance status directly on the PC:

- appliance diagnostics
- alarm for tickets running out
- alarm for barrier uprooted
- alarm for accidental crash into the station

### → Commands sent to appliances:

- open/close bar
- setting of access point operation mode
- setting of help messages

### → Display of number of spaces available

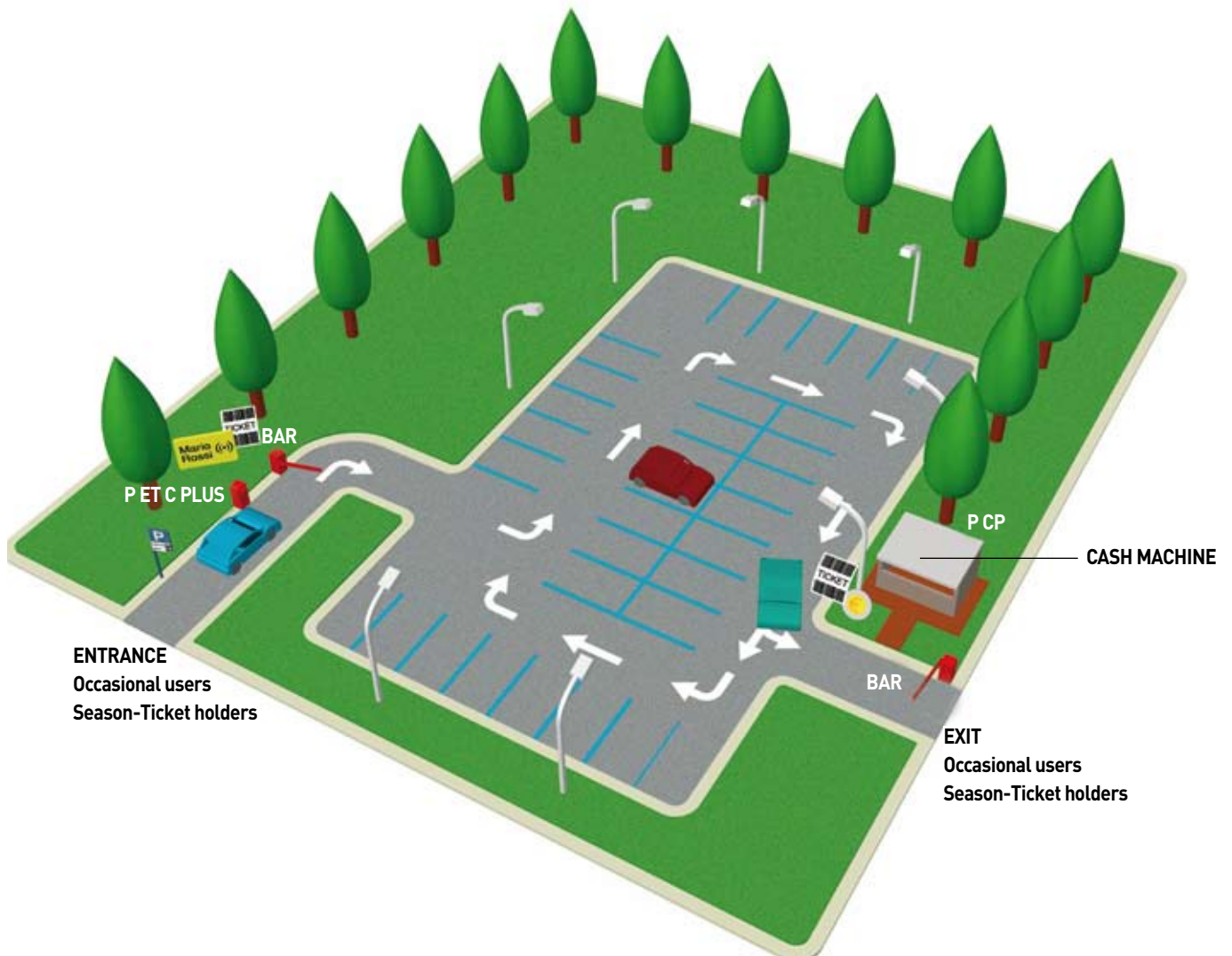
### → Automatic control of indication panel

## LEGEND

**P ET C PLUS** PARKY<sup>NS</sup> ET C PLUS Entrance Station (detector included)

**P CP** PARKY<sup>NS</sup> ATTENDED PAY DESK

**BAR** Barrier



**TYPE**

This version provides several access points both on entrance and on exit, connected to the attended pay desk which checks the entire system for correct operation.

**OPERATION****Entrance:**

- on arriving, the occasional user presses the entrance post button, collects the ticket and enters the car park;
- the season-ticket user enters by holding the transponder card close to the proximity reader.

**Payment:**

- the user hands in the ticket at the decentralised attended pay desk, the charge is calculated and the operator gives back the ticket validated.

**Exit:**

- the occasional user holds the validated ticket close to the optical reader on the exit post and leaves;
- the season-ticket user leaves by holding the transponder card close to the proximity reader.

CODE	COMPONENT	QUANTITY
<b>MINIMUM CONFIGURATION</b>		
P970041 00002	PARKY <sup>NS</sup> ET C PLUS Entrance Station (detector included)	1
P970035 00003	PARKY <sup>NS</sup> SCANNER Exit Station (detector included)	1
D730997	Foundation plate for PARKY <sup>NS</sup> stations	2
R950006	PARKY <sup>NS</sup> ATTENDED PAY DESK	1
	(including: PC – Courtesy display – Software CD – Laser Scanner – Receipt Printer – RS485 Converter)	
D110945	6m terminal magnetic loop	4
P940030 00002	Barrier	2
N728020	3m one-piece boom	2
D730251	Anchoring base	2
P120003 00001	Rubber contour for boom	2
<b>OPTIONS</b>		
P111395	Indication Panel	1
Other barrier accessories are available on request		

## LAYOUT

The entrance and exit stations are connected to the pay desk by means of just one CAT5 cable.

### → Display of appliance status directly on the PC:

- appliance diagnostics
- alarm for tickets running out
- alarm for barrier uprooted
- alarm for accidental crash into the station

### → Commands sent to appliances:

- open/close bar
- setting of access point operation mode
- setting of help messages

### → Display of number of spaces available

### → Automatic control of indication panel

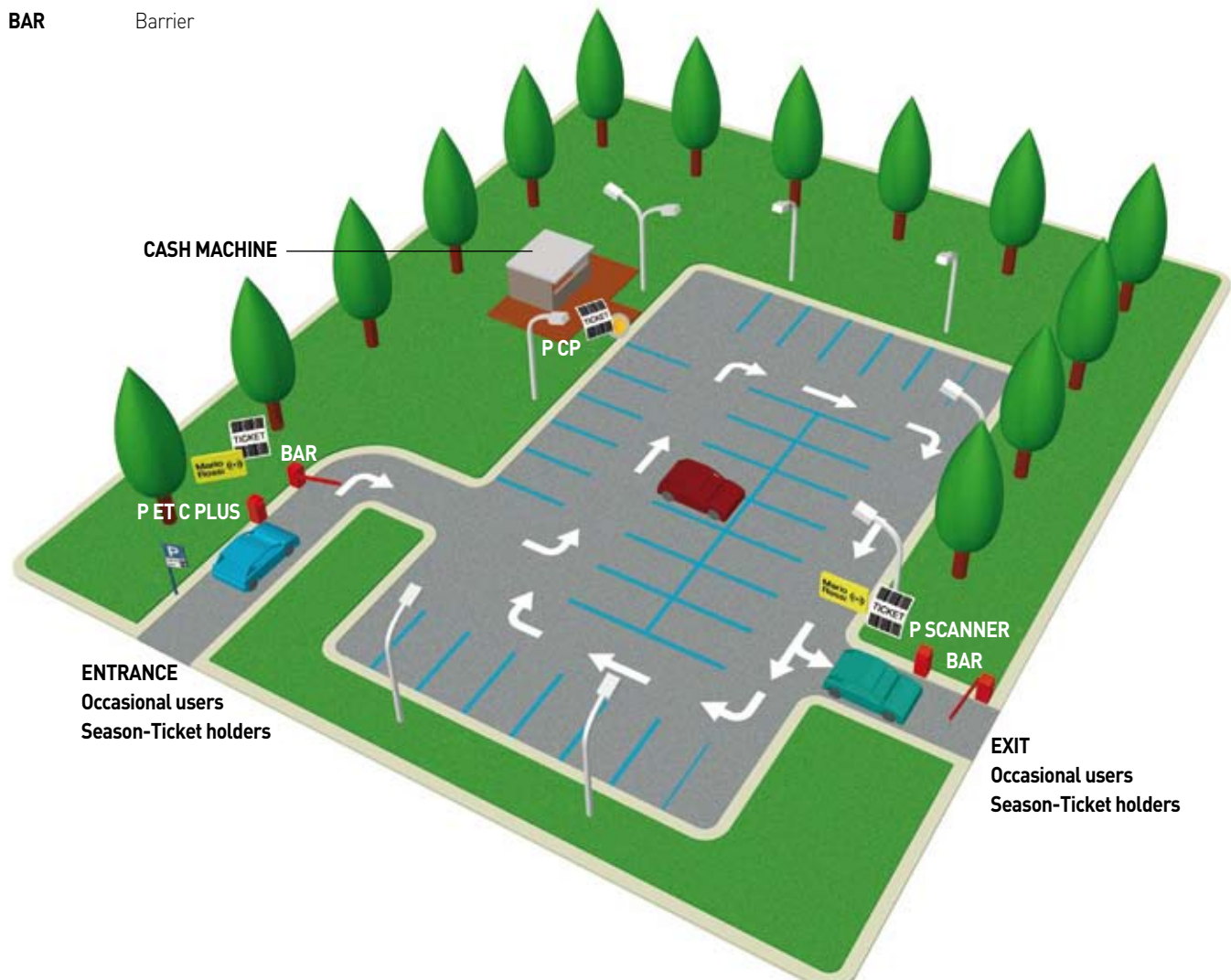
## LEGEND

**P ET C PLUS** PARKY<sup>NS</sup> ET C PLUS Entrance Station (detector included)

**P SCANNER** PARKY<sup>NS</sup> SCANNER Exit Station (detector included)

**P CP** PARKY<sup>NS</sup> ATTENDED PAY DESK

**BAR** Barrier



**TYPE**

As compared to the previous type, this version allows the costs of personnel to be reduced, by extending the parking service even to night-time periods without a pay desk operator.

**OPERATION****Entrance:**

- on arriving, the occasional user presses the entrance post button, collects the ticket and enters the car park;
- the season-ticket user enters by holding the transponder card close to the proximity reader.

**Payment:**

- the occasional user hands in the ticket at the decentralised attended pay desk, the charge is calculated and the operator returns the validated ticket;
- or
- the occasional user displays the ticket at the automatic cash machine which works with coins and banknotes. After payment is received, the ticket is validated for the exit point and the cash machine issues a receipt (on request).

**Exit:**

- the occasional user holds the validated ticket close to the optical reader on the exit post and leaves;
- the season-ticket user leaves by holding the transponder card close to the proximity reader.

CODE	COMPONENT	QUANTITY
<b>MINIMUM CONFIGURATION</b>		
P970041 00002	PARKY <sup>NS</sup> ET C PLUS Entrance Station (detector included)	1
P970035 00003	PARKY <sup>NS</sup> SCANNER Exit Station (detector included)	1
D730997	Foundation plate for PARKY <sup>NS</sup> stations	2
P970040 00001	PARKY <sup>NS</sup> AUTOMATIC CASH MACHINE	1
R950006	PARKY <sup>NS</sup> ATTENDED PAY DESK (including: PC – Courtesy display - Software CD – Laser Scanner – Receipt Printer - RS485 Converter)	1
D110945	6m terminal magnetic loop	4
P940030 00002	Barrier	2
N728020	3m one-piece boom	2
D730251	Anchoring base	2
P120003 00001	Rubber contour for boom	2
<b>OPTIONS</b>		
P111395	Indication Panel	1
Other barrier accessories are available on request		

## LAYOUT

The entrance and exit stations are connected to the pay desk by means of just one CAT5 cable.

### → Display of appliance status directly on the PC:

- appliance diagnostics
- alarm for tickets running out
- alarm for barrier uprooted
- alarm for accidental crash into the station

### → Commands sent to appliances:

- open/close bar
- setting of access point operation mode
- setting of help messages

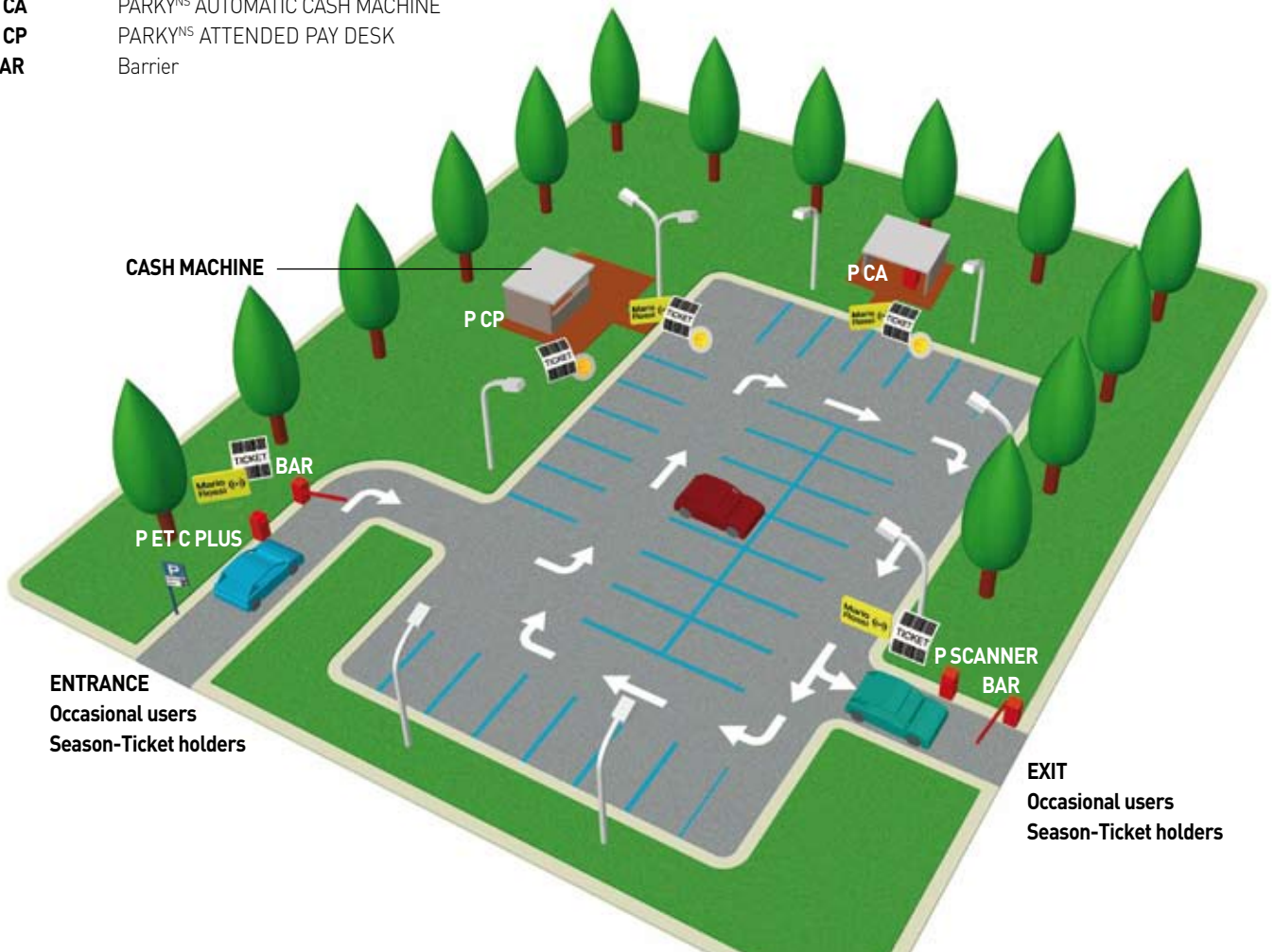
### → Display of number of spaces available

### → Automatic control of indication panel

The Automatic Cash machine is connected to the Attended Pay Desk by means of the CAT5 cable via the TCP/IP protocol. From the attended desk, the Automatic Cash machine operation and status can be fully checked in real time .

## LEGEND

<b>P ET C PLUS</b>	PARKY <sup>NS</sup> ET C PLUS Entrance Station (detector included)
<b>P SCANNER</b>	PARKY <sup>NS</sup> SCANNER Exit Station (detector included)
<b>P CA</b>	PARKY <sup>NS</sup> AUTOMATIC CASH MACHINE
<b>P CP</b>	PARKY <sup>NS</sup> ATTENDED PAY DESK
<b>BAR</b>	Barrier



**TYPE**

This version is suitable for car parks where the entrance point is found next to the exit point.

**OPERATION****Entrance:**

- on arriving, the occasional user presses the button, collects the transponder coin and enters the car park;
- the season-ticket user enters by holding the transponder card close to the proximity reader.

**Payment and Exit:**

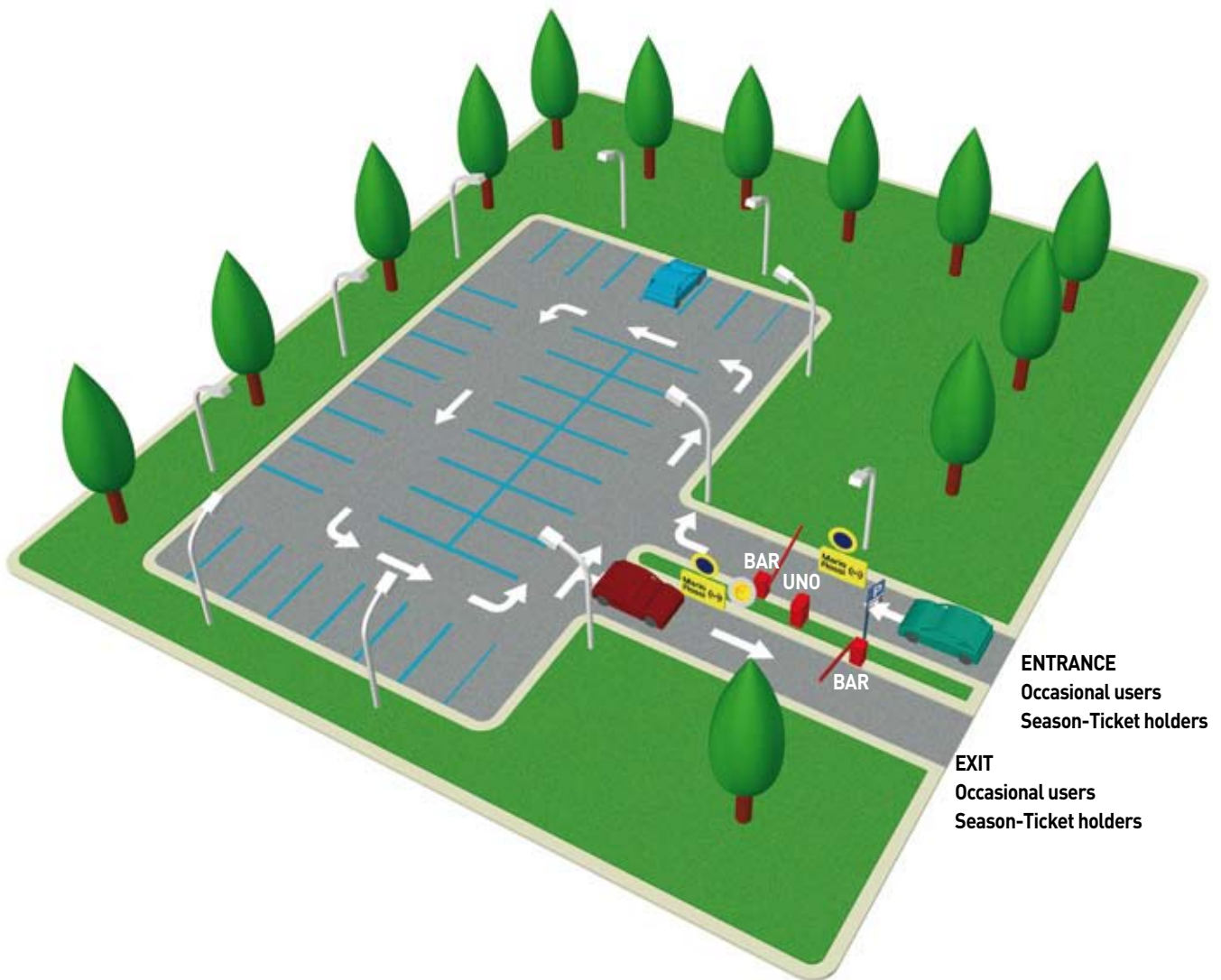
- the occasional user inserts the transponder coin in the Uno Multifunction Station. The display shows the amount to be paid calculated on the basis of the hourly fees set by the manager. Payment is made from the car by means of coins. It is possible to request the payment receipt. After payment, the barrier opens.
- the season-ticket user leaves by holding the transponder card close to the proximity reader.

CODE	COMPONENT	QUANTITY
<b>MINIMUM CONFIGURATION</b>		
P970037	UNO MULTIFUNCTION STATION (detector included)	1
D110945	6m terminal magnetic loop	4
P940030 00002	Barrier	2
N728020	3m one-piece boom	2
D730251	Anchoring base	2
P120003 00001	Rubber contour for boom	2
<b>OPTIONS</b>		
P111395	Indication Panel	1
Other barrier accessories are available on request		



**LEGEND**

- UNO** UNO MULTIFUNCTION STATION (detector included)
- BAR** Barrier



**ENTRANCE**  
Occasional users  
Season-Ticket holders

**EXIT**  
Occasional users  
Season-Ticket holders

CODE	COMPONENT	SOLUTION
P800018	Transponder coin	7
D110912	Transponder card	3   4   5   6   7
P800015	Pack of 100 coins for PARKY <sup>NS</sup> COIN exit post	1   3
P800031	Ticket roll for PARKY <sup>NS</sup> entrance station in 170 g/sq m thermal paper (pack of 5)	1   2   3   4   5   6
P800024	Receipt roll for ATTENDED PAY DESK (pack of 5) (NEOS printer)	4   5   6
P800032	Receipt roll for ATTENDED PAY DESK (pack of 5) (TTP 243 PLUS STANDALONE printer)	2   4   5   6
P800021	Thermographic paper roll for UNO MULTIFUNCTION STATION receipts (pack of 5 pieces)	7
P800033	Roll of thermal paper for AUTOMATIC CASH MACHINE receipts (pack of 5)	6
D730997	Foundation plate for PARKY <sup>NS</sup> printers	1   2   3   4   5   6

## CONDITIONS OF SALE

BFT can provide the installation (system testing and training course) which will be specifically quoted in the offer and maintenance contracts.

Prices and payment conditions are listed in the offer.

BFT reserves the right to make the technical changes it deems appropriate for the improvement of the products contained in this catalogue.





**ITALY**  
BFT S.P.A.

Via Lago di Vico 44  
36015 Schio (Vi) / Italy  
tel. +39 0445 69 65 11  
fax +39 0445 69 65 22  
www.bft.it  
info@bft.it

**GREAT BRITAIN**  
BFT AUTOMATION UK LTD

Unit 8E, Newby Road  
Industrial Estate  
Hazel Grove, Stockport,  
Cheshire, SK7 5DA - UK  
tel. +44 (0) 161 4560456  
fax +44 (0) 161 4569090  
info@bftautomation.co.uk

**FRANCE**  
AUTOMATISMES BFT FRANCE

Multiparc de Parilly  
50 Rue Jean Zay, Bat C  
69800 Saint priest - France  
tel. +33 (0)4 78 76 09 88  
fax +33 (0)4 78 76 92 23  
contacts@automatismes-bft-  
france.fr

**GERMANY**  
BFT TORANTRIEBSSYSTEME GMBH

Faber-Castell-Straße 29  
D - 90522 Oberasbach - Germany  
Tel. +49 (0)911 766 00 90  
Fax +49 (0)911 766 00 99  
service@bft-torantriebe.de

**CROATIA**  
BFT-ADRIA d.o.o.

Obrovac 39  
51218 Dražice (Rijeka)  
Hrvatska - Croatia  
tel. +385 (0)51 502 640  
fax +385 (0)51 502 644  
info@bft.hr

**USA**  
BFT USA

BFT U.S., Inc.  
6100 Broken Sound Pkwy. N.W.  
Suite 14  
Boca Raton, FL 33487,  
U.S.A.  
T: +1 561.995.8155  
F: +1 561.995.8160  
info.bft@bft-usa.com

**PORTUGAL**  
BFT SA-COMERCIO DE  
AUTOMATISMOS  
E MATERIAL DE SEGURANCA

urbanizaÇao da pedrulha lote 9  
apartado 8123,  
3020-305 Coimbra - Portugal  
tel. +351 239 082 790  
fax +351 239 082 799  
geral@bftportugal.com

**SPAIN**  
BFT GROUP ITALIBERICA  
DE AUTOMATISMOS S.L.

Pol. Palou Nord,  
Sector F - C/Cami - Can Basa nº 6-8  
08401 Granollers - (Barcelona) - Spain  
tel. +34 938 61 48 28  
fax +34 938 70 03 94  
bftbcn@bftautomatismos.com

P.I. Comendador - C/  
informática, Nave 22 - 19200  
Azuqueca de henares  
(Guadalajara) - Spain  
tel. +34 949 26 32 00  
fax +34 949 26 24 51  
administracion@bftautomatismos.com

**POLAND**  
BFT Polska Sp. z o.o.

Ul. Lipowa 21  
05-091 ZAŁKI  
tel. +48 0 22 781 60 55  
fax +48 0 22 781 60 22  
e-mail: biuro@bft.com.pl

**BELGIUM**  
BFT BENELUX SA

Parc Industriel 1  
Rue du commerce 12  
1400 Nivelles - Belgium  
tel. +32 (0)67 55 02 00  
fax +32 (0)67 55 02 01  
info@bftbenelux.be  
www.bftbenelux.be .